

EASYPELL

EFFICIENT AND RELIABLE HEATING



HEATING



DOMESTIC
HOT WATER



EQUIPMENT

PRODUCT BROCHURE
WOOD-LOG BOILER



THERMAL MANAGEMENT FOR THE ENTIRE HOUSE

WATER HEATING

With EASYPELL, you can select the domestic hot water production for your entire home with different tanks and systems.

SUITABLE FOR ALL HEAT EMISSION SYSTEMS

For all output systems – radiators, under floor or wall heating – the boiler can be integrated into all desired systems.

THERMAL MANAGEMENT

The system allows an independent thermostat control. Programmable time and temperature, with a remote control option.

BUFFER LOGIC AND DOMESTIC HOT WATER TANK

Energy reserve control for all tank systems through the boiler, as well as a delayed start function based on actual demand.

COMFORTABLE HANDLING

Simple filling, cleaning, ash removal and maintenance for a comfortable handling.

OUTSIDE TEMPERATURE CONTROL

The weather control ensures that the system regulates the heating temperature depending on the outside temperature. Thus, the perceived room temperature always remains constant.

THERMAL SOLAR

Possible combination of your heat source with thermal solar panels to support heating and domestic water production.

INSTALLATION
IN ONLY
ONE DAY

SUITABLE FOR COMBINED AND HYBRID OPERATION

You can combine the boiler with EASYPELL pellet heating or heat pump to optimise the heat supply.

EASYTOUCH APP


With EASYTouch by ÖkoFEN you can easily adjust and program your entire heating system.

WOOD-LOG BOILER

Fully automatic start, emission control, safety features and a large fuel chamber for simple and easy handling.



TECHNICAL CHARACTERISTICS IN DETAIL



ONLINE FUNCTION

The EASYTouch by ÖkoFEN touch control (optional) allows you to control and program your heating system directly on the boiler display or using your smartphone.

AUTOMATIC IGNITION

Simply load the logs and let the boiler do the work. The delay function allows you to schedule ignition when you are away for an extended period or returning from a holiday.

OPTIMISED COMBUSTION

Reverse-flame and gasification combustion ensure high efficiency. The air supply and smoke extraction are automatically regulated and the lambda probe optimises the combustion.

CLEANING THE BOILER

The EASYPELL wood log boiler has a large ash drawer for clean and easy ash removal. Cleaning the heat exchanger is easy, thanks to the sweeping handle that ensures constant combustion efficiency.

THE EASYPELL PHILOSOPHY: MAKING RELIABILITY ACCESSIBLE TO ALL



FOCUSING ON THE ESSENTIALS

EASYPELL develops its products to provide the right temperature at the right time in an economical, ecological, and convenient way.



SAFETY FIRST

EASYPELL guarantees its customers' safety at an affordable price, with all the necessary features: safe opening, thermal valve and insulated door.

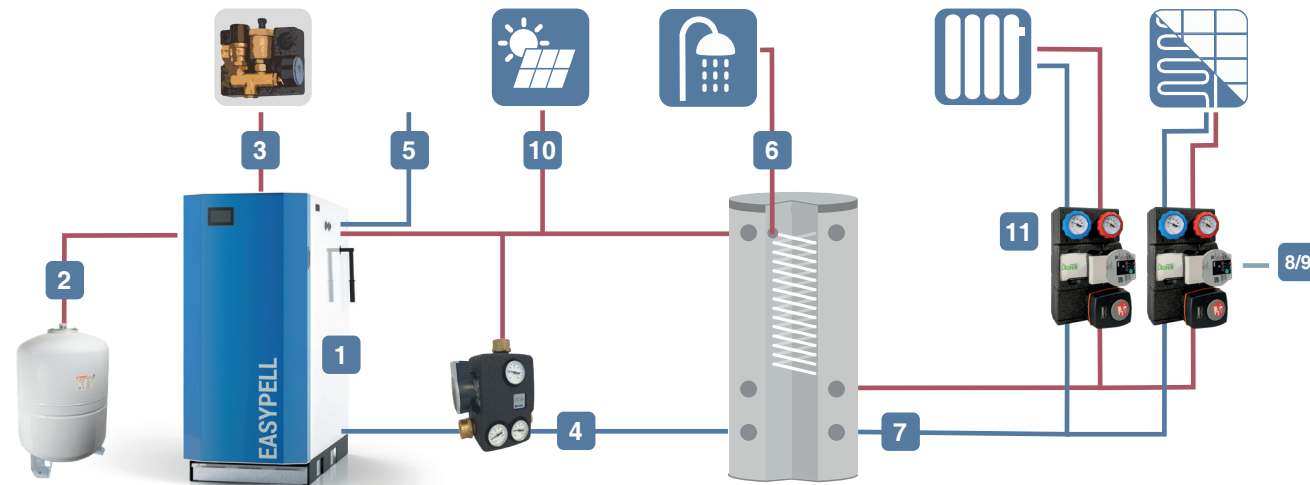


PROVEN TECHNOLOGY

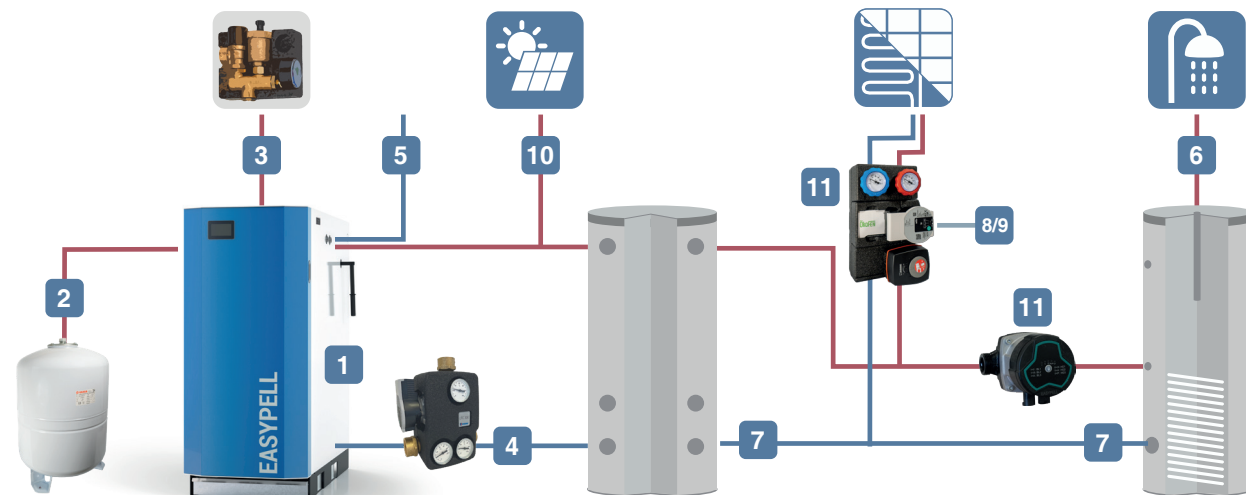
EASYPELL works only with trusted suppliers and uses validated and approved technology, to ensure high quality and long service life.



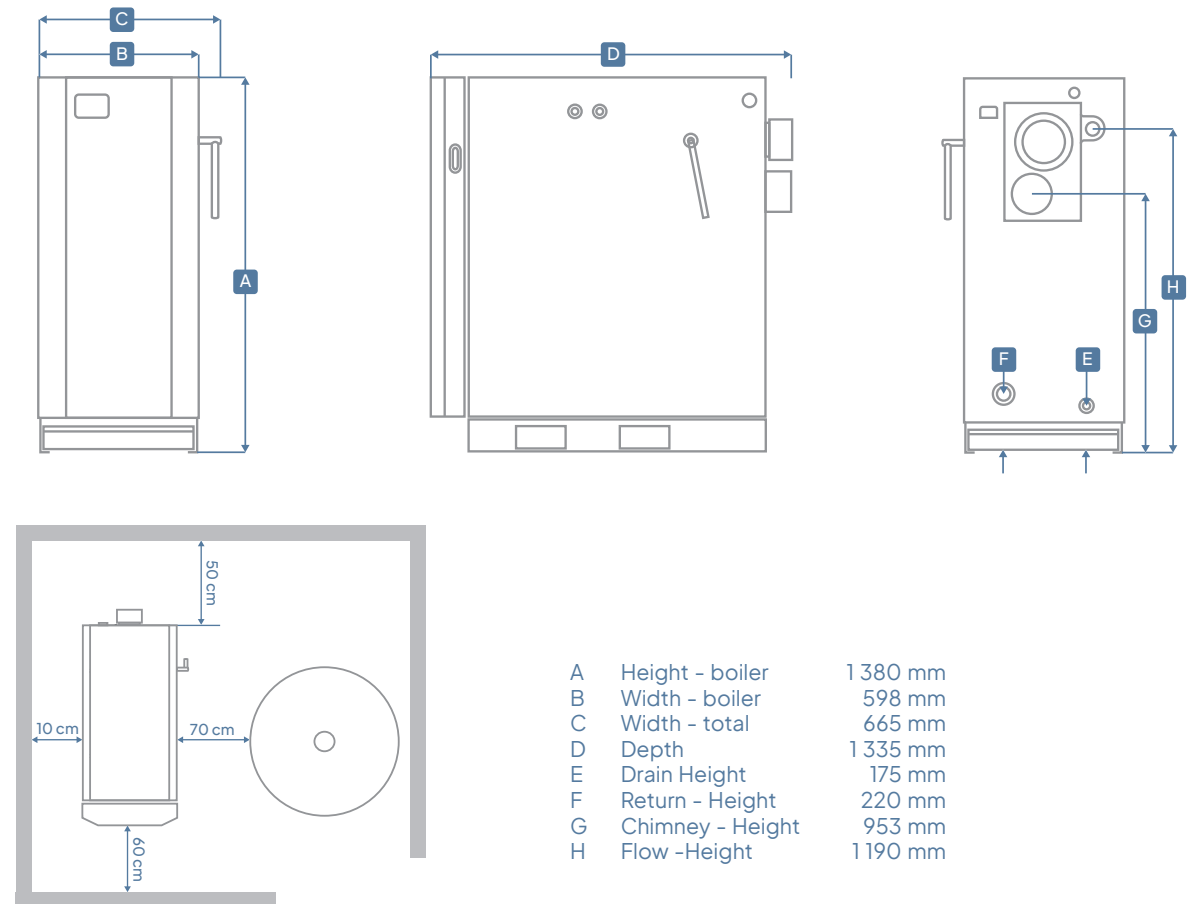
BUFFER TANK CONTROL FOR UP TO 2 HEATING CIRCUITS AND DOMESTIC HOT WATER FROM DIRECT COIL OR MODULE



BUFFER TANK CONTROL FOR UP TO 2 HEATING CIRCUITS AND DOMESTIC HOT WATER TANK



- | | | |
|--|--|--|
| 1 Easypell Wood log boiler | 5 Thermal safety valve | 9 Room thermostat |
| 2 Expansion vessel 25-150 l | 6 Fresh water safety mixing valve | 10 Thermal solar |
| 3 Safety unit | 7 Buffer combined or domestic hot water tank | 11 Pump group for direct heating, fixed temperature or mixer circuits. |
| 4 Circulation unit with return temperature control | 8 Heat controller with touch display | |



A	Height - boiler	1 380 mm
B	Width - boiler	598 mm
C	Width - total	665 mm
D	Depth	1 335 mm
E	Drain Height	175 mm
F	Return - Height	220 mm
G	Chimney - Height	953 mm
H	Flow -Height	1 190 mm

EASYPELL Wood-Log Boiler	EPW 22	EPW 32
Nominal heat output (kW)	22	32
Heat output range (kW)	11 - 22	16 - 32
Boiler class EN 303-5:2021	5	
Required negative chimney pressure (Pa)	10	
Water volume in the boiler	130	140
Flue gas temperature at nominal heat output	155	160
Flue gas temperature at minimum heat output	105	
Minimum operating time at nominal output (nominal value Q) (h)	3	
Min. water inlet temp. at the return water connection (°C)	60	
Max. Temperature (°C)	90	
Fuel type	A, logs, according to standard 14964-5	
Moisture content of the fuel (%)	maximum 25 %	
Length of fuel (mm)	maximum 550	
Capacity of the fuel loading chamber (L)	120	
Type of combustion chamber	UNDER PRESSURE	
Required minimum storage volume (tank) next to the boiler	according to EN 303-5:2021	
Supply voltage (V~)	230	
Frequency (Hz)	50	
Weight (kg)	534	546
Max. Operating pressure (bar)	3	
Flue gas pipe - outer diameter (mm)	150	
Heater in operation	with ventilator, under non-condensing conditions	
Energy efficiency class of the boiler	A+	

Eco Engineering 2050 GmbH
Gewerbepark 1
4133 Niederkappel, Austria
+43 7286 7450 800
office@easypell.com
easypell.com



EASYPELL 