

EASYPELL

EFFICIENT AND RELIABLE HEATING



HEATING/
COOLING



DOMESTIC
HOT WATER



EQUIPMENT

PRODUCT BROCHURE
AIR-TO-WATER HEAT PUMP



THERMAL MANAGEMENT FOR THE ENTIRE HOUSE

WATER HEATING

From the bathroom to the kitchen – the heat pump provides the entire hot water preparation in the household. Combine the system with a hot water tank, as also a buffer with corrugated stainless-steel pipe or freshwater module.

SUITABLE FOR ALL

Regardless of whether it is a radiator, underfloor or wall heating – the heat pump works well with all systems up to 70 °C.

THERMAL MANAGEMENT

The system allows an independent thermostat control. It is also possible to use the outside temperature sensor or an external heating controller.

BUFFER LOGIC

The optimal heat pump combination: heating, cooling and domestic hot water in one. The energy storage can also be regulated by means of a controller.

FREE APP

All settings can be adjusted via the controller or app. This way, you always have an overview of the actual performance and historical consumption data.



OUTSIDE TEMPERATURE CONTROL

The weather control ensures that the heat pump adjusts the heating temperature based on the outside temperature. This was the perceived room temperature remains constant.

SMART PV / GRID READY

Combine it with a PV system to utilize and store surplus energy through dynamic heating management. Integrated SMART GRID function enables cost-effective electricity access.

CASCADE AND HYBRID FUNCTION

Can be extended at anytime with other devices or heating sources to create a holistic system.

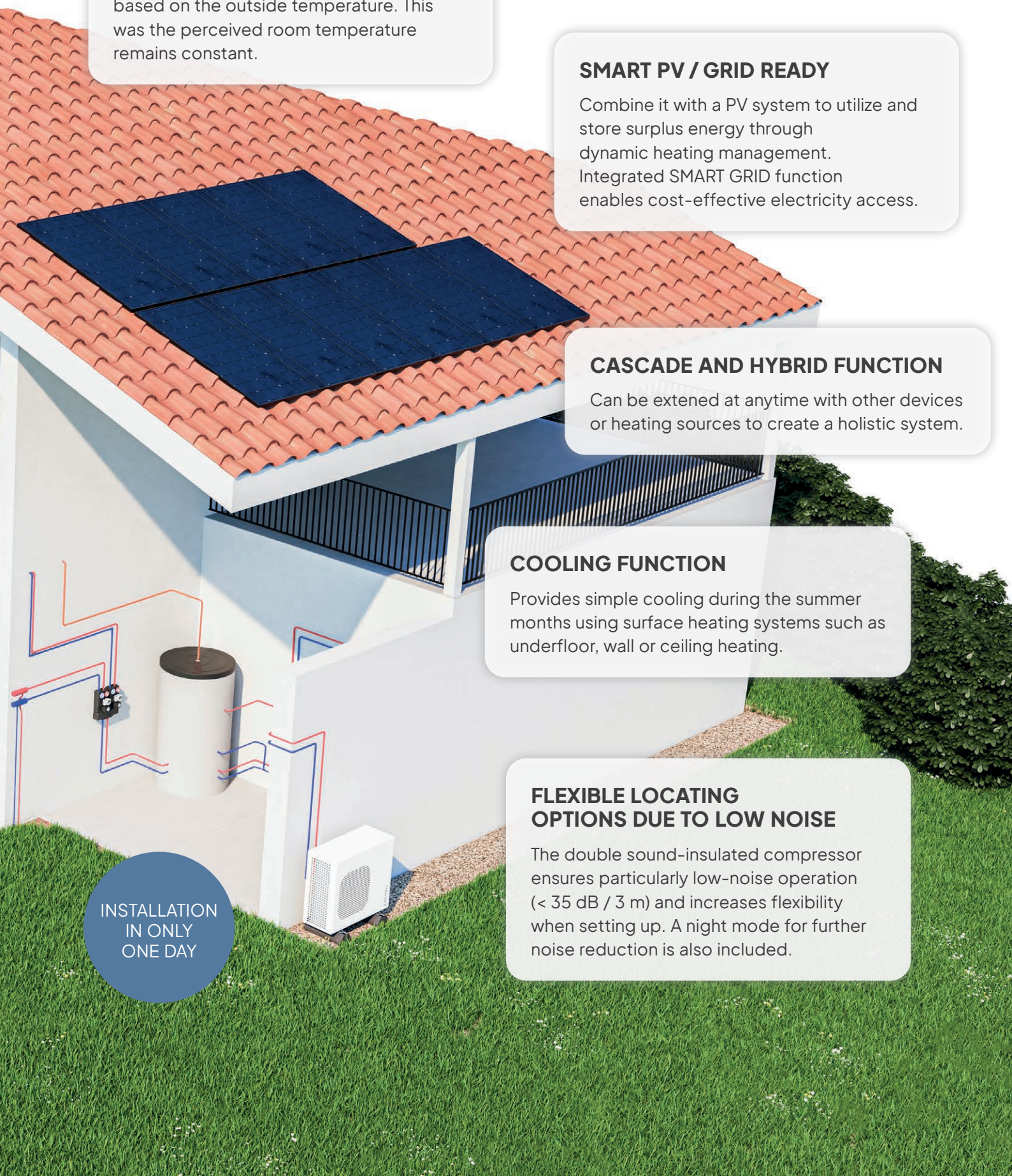
COOLING FUNCTION

Provides simple cooling during the summer months using surface heating systems such as underfloor, wall or ceiling heating.

FLEXIBLE LOCATING OPTIONS DUE TO LOW NOISE

The double sound-insulated compressor ensures particularly low-noise operation (< 35 dB / 3 m) and increases flexibility when setting up. A night mode for further noise reduction is also included.

INSTALLATION
IN ONLY
ONE DAY





TECHNOLOGY IN DETAIL

FULL DC INVERTER TECHNOLOGY
Advanced modulation control for electricity saving.


ELEGANT AND EXCLUSIVE DESIGN
Slim construction.

ENVIRONMENTAL FRIENDLY REFRIGERANT
R290 with a GWP of 3.

LARGELY DIMENSIONED AIR HEAT EXCHANGER

OPTIMIZED AIR FLOW
Noise minimization through smart fan and duct design.

ICE-FREE DEFROST thanks
To a thermal component.



AFFORDABLE & ECO-FRIENDLY

Using ambient air as the primary heat source is a sustainable, cost-effective, and climate-friendly solution.



EXCEPTIONALLY QUIET IN OPERATION

The use of high-quality sound-proofing materials and advanced sound absorption techniques effectively minimizes noise and vibration.



CLIMATE-FRIENDLY REFRIGERANT R290

The refrigerant R290 is an environmentally friendly and future-oriented solution with outstanding performance even at higher temperatures.

HEATING CIRCUIT CONTROL
REGULATED BY OUTDOOR TEMPERATURE
For optimal room climate.

COMPATIBLE WITH BUFFER
AND DHW TANK
For heating and cooling.

SPECIAL SOUNDPROOF INSULATION
Provides better sound absorption, insulation,
and noise reduction than standard material.

DOUBLE-SOUNDPROOFED
COMPRESSOR
Extremely quiet during operation.

MODULATION AND
POWER ADJUSTMENT
For higher efficiency and a longer lifetime.

HIGH-EFFICIENCY PUMP INCLUDED
Speed-regulated with energy flow measurement.



TOUCH DISPLAY

4,3 inch colour screen
incorporated WiFi



THE RIGHT OUTPUT SIZES FOR EVERY APPLICATION

from 4 to 24 kW standard output



HIGHLY EFFICIENT PERFORMANCE

The heat pump offers flexibility in output control, allowing adjustments through modulation and cascading. It can attain high flow temperatures of up to 70 °C.



SUPPORT & SERVICE WORLDWIDE

Our worldwide partner network guarantees reliable heat: Our customer service is experienced, efficient, and always available quickly on-site.

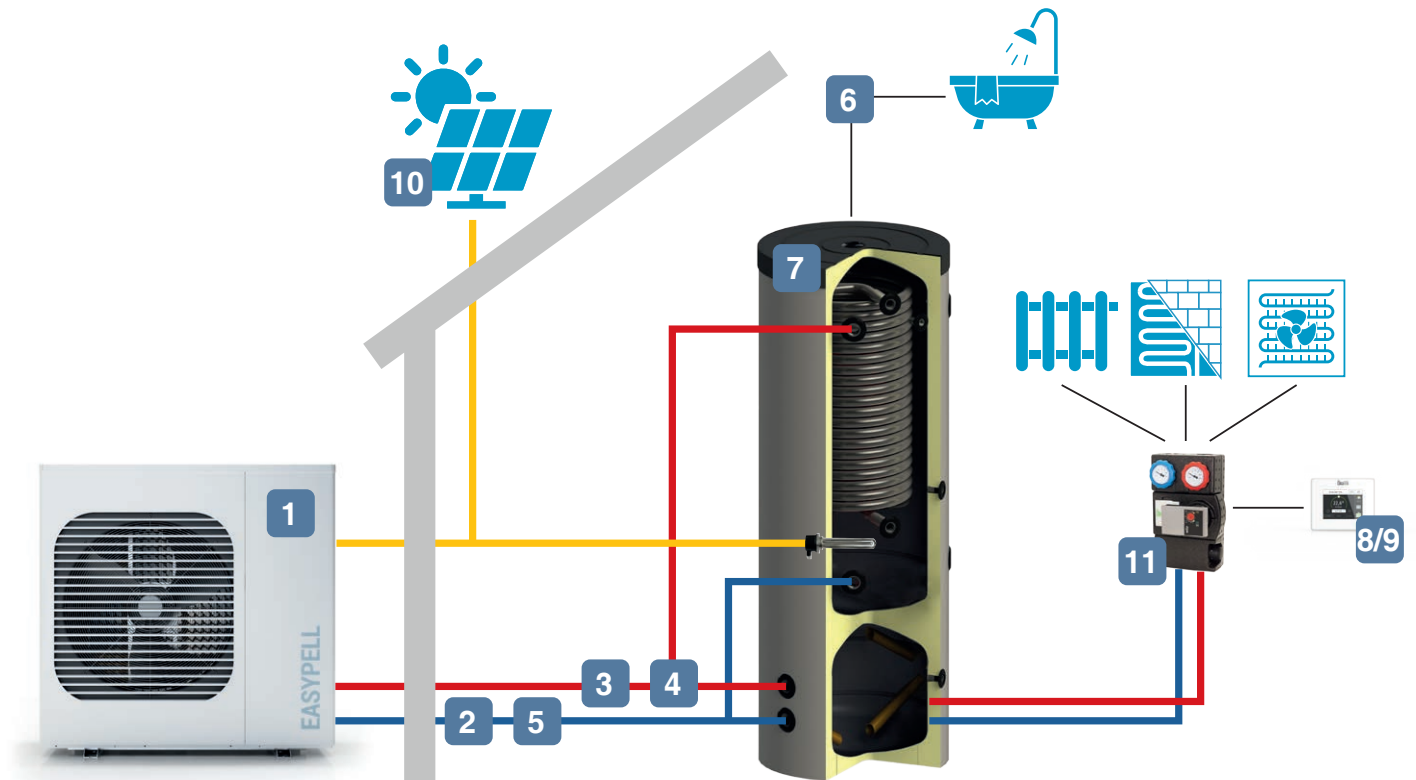


LONG WARRANTY PERIOD

Quality and durability are core values of our products. This includes our 3-year overall warranty and 5 year compressor guarantee stands for.



HYDRAULICS IN PRACTICE



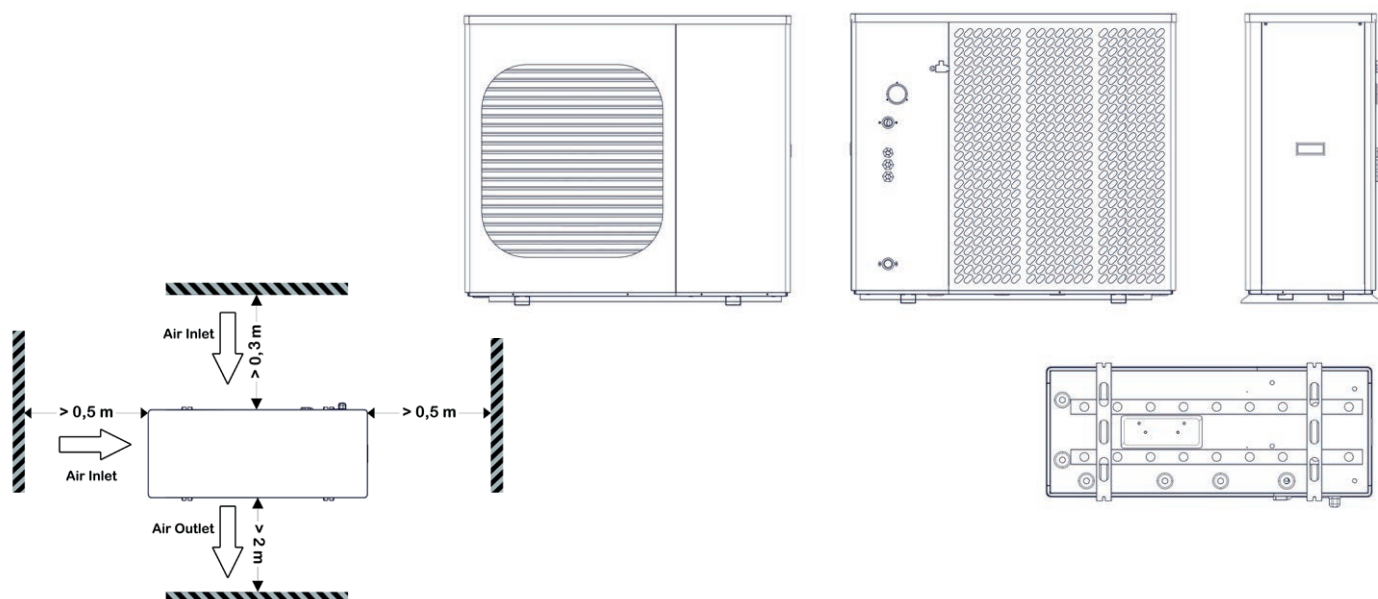
- | | | |
|------------------------------------|--|--|
| 1 Easypell Heat pump | 5 Magnetic separator | 9 Room thermostat |
| 2 Expansion vessel 25–150 l | 6 Fresh water safety valve with mixing function | 10 Inverter and photovoltaic system |
| 3 Safety unit | 7 Buffer or combined tank | 11 Pump group for direct or fixed-temperature circuits or mixer circuits with PWM signal input (with 2- or 3-way distributor, if required). |
| 4 Three-way valve | 8 Heat controller & touch display | |

ONLINE FUNCTION

With the smart and flexible online control, the energy management gives you full flexibility: Adjust settings anytime via the controller or app to control your heating from anywhere. No matter where you are, always have access to real-time and historical consumption data.



SPECIFICATIONS



Product name	EASYPELL	06/08	09/11	12/15	12/15 T	17/24 T
Product model		EPA06	EPA09	EPA12	EPA12T	EPA17T
Heating rated power	kW A7 / W35	3,3 - 8,3	4,5 - 11,4	5,9 - 14,8		9,6 - 24,0
	kW A - 2 / W35	3,0 - 7,3	3,7 - 9,3	4,9 - 12,0		8,5 - 21,3
	kW A - 7 / W35	2,7 - 6,4	3,4 - 8,2	4,5 - 10,6		7,6 - 19,1
	kW A7 / W55	3,7 - 7,4	5,2 - 10,2	6,6 - 13,2		8,8 - 19,6
	kW A - 2 / W55	2,8 - 6,7	3,5 - 8,6	4,5 - 11,2		7,5 - 18,4
	kW A - 7 / W55	2,5 - 5,9	3,1 - 7,6	4,1 - 9,8		6,7 - 16,4
COP Range	A7 / W35	4,1 - 5,2	4,0 - 5,1	4,0 - 5,2		3,7 - 5,1
COP Range	A7 / W55	2,9 - 3,7	2,8 - 3,6	2,9 - 3,7		2,6 - 3,6
COP mixed (EN14.511)	W35 / W55	5,1 / 3,2	4,9 / 3,2	4,8 / 2,9		4,6 / 3,1
SCOP middle climate (EN14.825)	W35 / W55	4,7 / 3,5	4,5 / 3,5	4,6 / 3,4		4,7 / 3,5
Cooling rated power	kW A35 / W18	2,6 - 6,1	3,6 - 8,6	4,7 - 11,3		6,9 - 17,0
EER	A35 / W18	3,2 - 3,6				
ErP Level	35 °C / 55 °C	A+++ / A++				
ηs heating	35 °C / 55 °C	183 / 136	181 / 137	183 / 132		184 / 138
Refrigerant		R290				
Power supply		230V / 1Ph / 50Hz			400V / 3Ph / 50Hz	
Electrical input power (W35 - 55)	kW	0,8 - 2,7	0,8 - 3,5	1,1 - 4,5		1,7 - 8,3
Maximum power input	kW	3,1	4,1	5,2		9,3
Maximum current	Amp	14,2	18,8	23,8	9,8	14,8
Recom. circuit breaker	Amp (Typ C)	16	20	25	12	20
Diameter of pipe / Connector	mm/inch	DN25 / F1"	DN32 / F5 / 4"			DN40 / F6 / 4"
Max pump water head	m	9			11	13
Residual delivery head at max flow	m	5,8	4,6	5,6		4,0
Unit max. pressure drop	kPA	30	35	40		50
Water flow	m³/h	1,4	2,0	2,6		4,2
Sound pressure at 3m (A7/W35)	dB (A)	34	33	35	34	34
Sound power level (A7/W35)	dB (A)	58	57	59	59	58
Net Weight	kg	112	120	138		220
Net Dimension (L/W/H)	mm	1085 × 460 × 825	1085 × 460 × 965	1085 × 480 × 1065		1165 × 460 × 1580
Flow pipe height	mm	600	600	910		1255
Return pipe height	mm	130	130	105		550
Operating ambient temp. range	°C	- 25 to 43				
DHW temperature	°C	20 to 65				
Heating water temperature	°C	20 to 70				
Cooling water temperature	°C	7 to 35				



Eco Engineering 2050 GmbH
Gewerbepark 1
A-4133 Niederkappel, AT
+43 7286 7450 800
office@easypell.com
easypell.com



EASYPELL